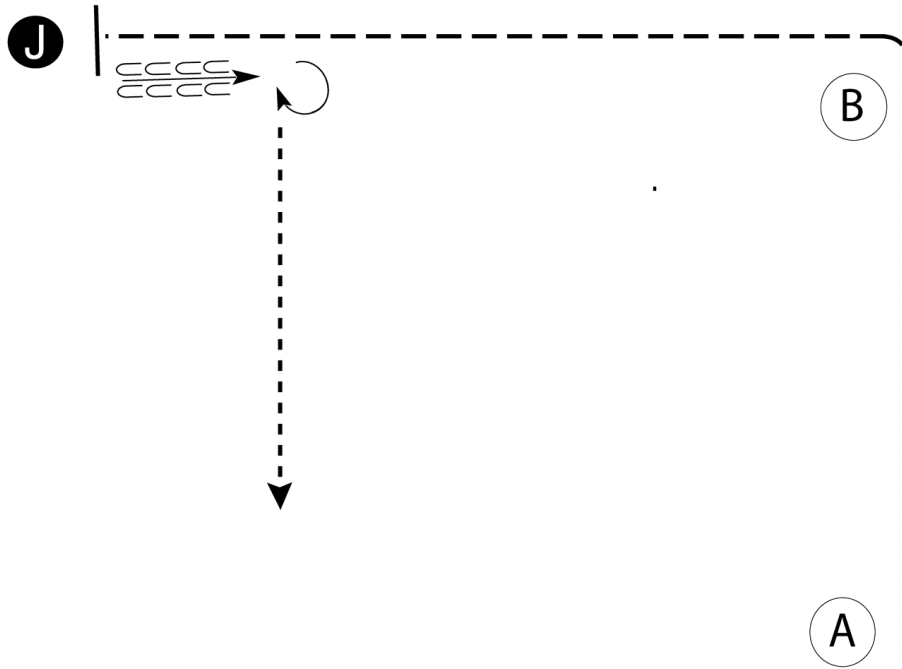


SWQHA January show

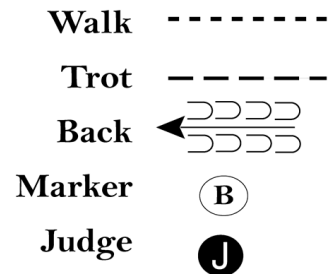
SHOWMANSHIP ALL BREED Open, Non Pro, Level1

Show Date: January 18-19, 2025



Be ready at A.

1. Walk to B.
2. Trot around B and to judge.
3. Stop and set up for inspection.
4. When dismissed, back one horse length.
5. Turn 270 degrees and walk straight off.



[S/1-23]

Pattern Provided by:
BALL & HUFNAGEL

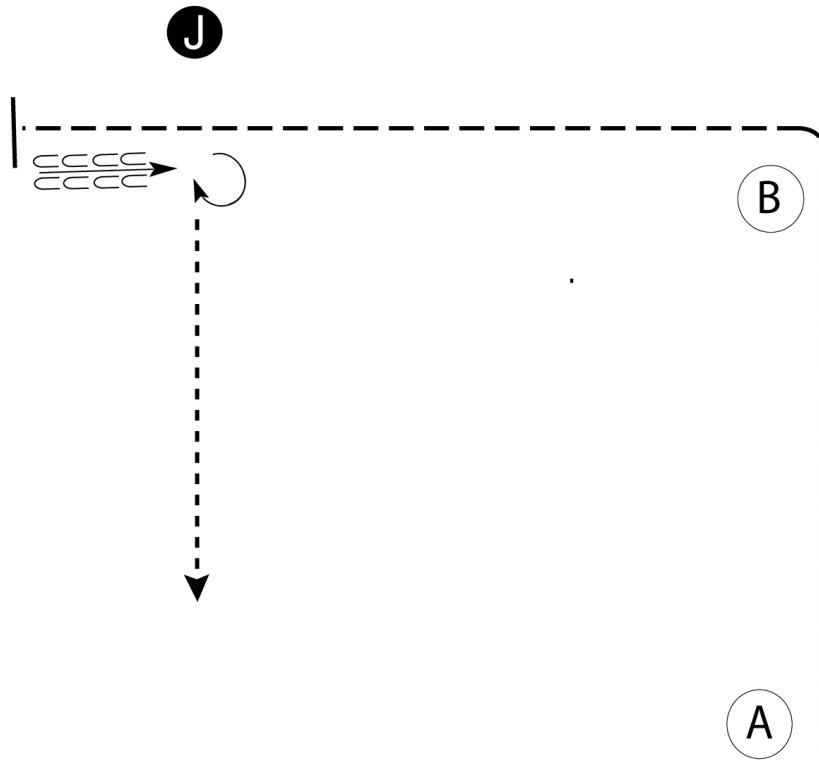
SWQHA January show

SHOWMANSHIP Youth & Amateur

Show Date: January 18-19, 2025

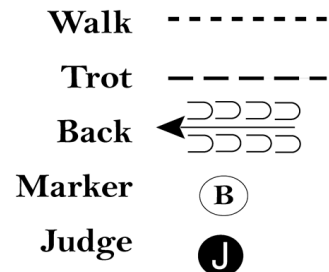
w w w . H o r s e S h o w P a t t e r n s . c o m

w w w . H o r s e S h o w P a t t e r n s . c o m



Be ready at A.

1. Walk to B.
2. Trot around B and past judge.
3. Stop past judge and back until hind end of horse is even with judge.
4. Turn 270 degrees and set up for inspection.
5. When dismissed, walk straight away from judge.



[S/2-23]

Pattern Provided by:
BALL & HUFNAGEL

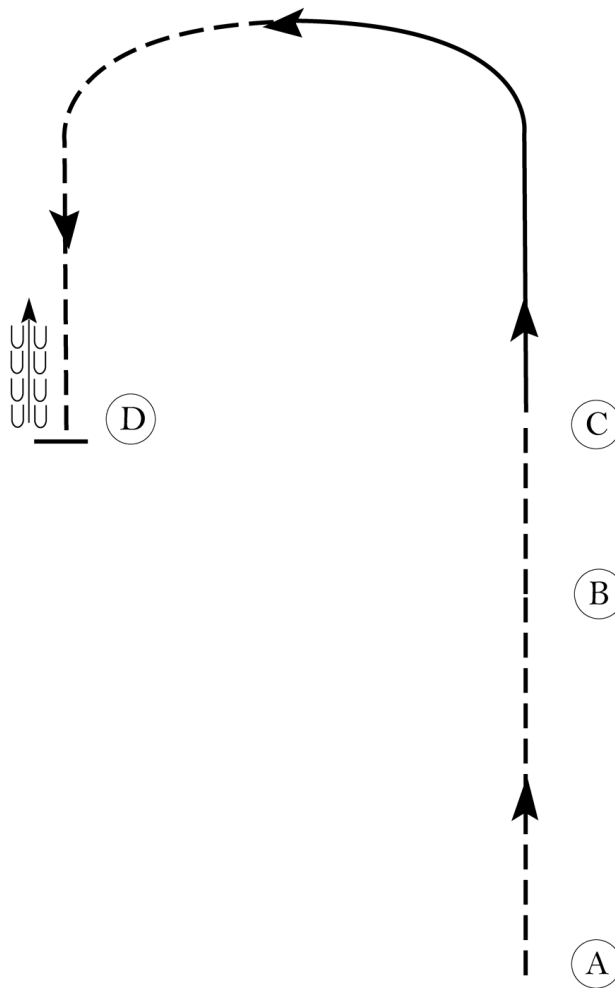
SWQHA January show

EQUITATION ALL BREED Open & Non Pro, LEVEL 1

Show Date: January 18-19, 2025

w w w . H o r s e S h o w P a t t e r n s . c o m

w w w . H o r s e S h o w P a t t e r n s . c o m



Be ready at A.

1. Posting trot on the left diagonal from A to B.
2. Sitting trot from B to C.
3. Left lead canter at C.
4. When at the top of the arc, transition to a posting trot on the right diagonal to D.
5. Stop and back approximately one horse length at D.

Exit at a sitting trot.

Walk
Trot	-----
Extended Trot	-----
Canter	—————
Leg Yield	
Lead Change	—/—
Back	←←←←
Marker	(B)
Sidepass	←←←←
Hand Gallop	—————

[HSE/2-20]

Pattern Provided by:
BALL & HUFNAGEL

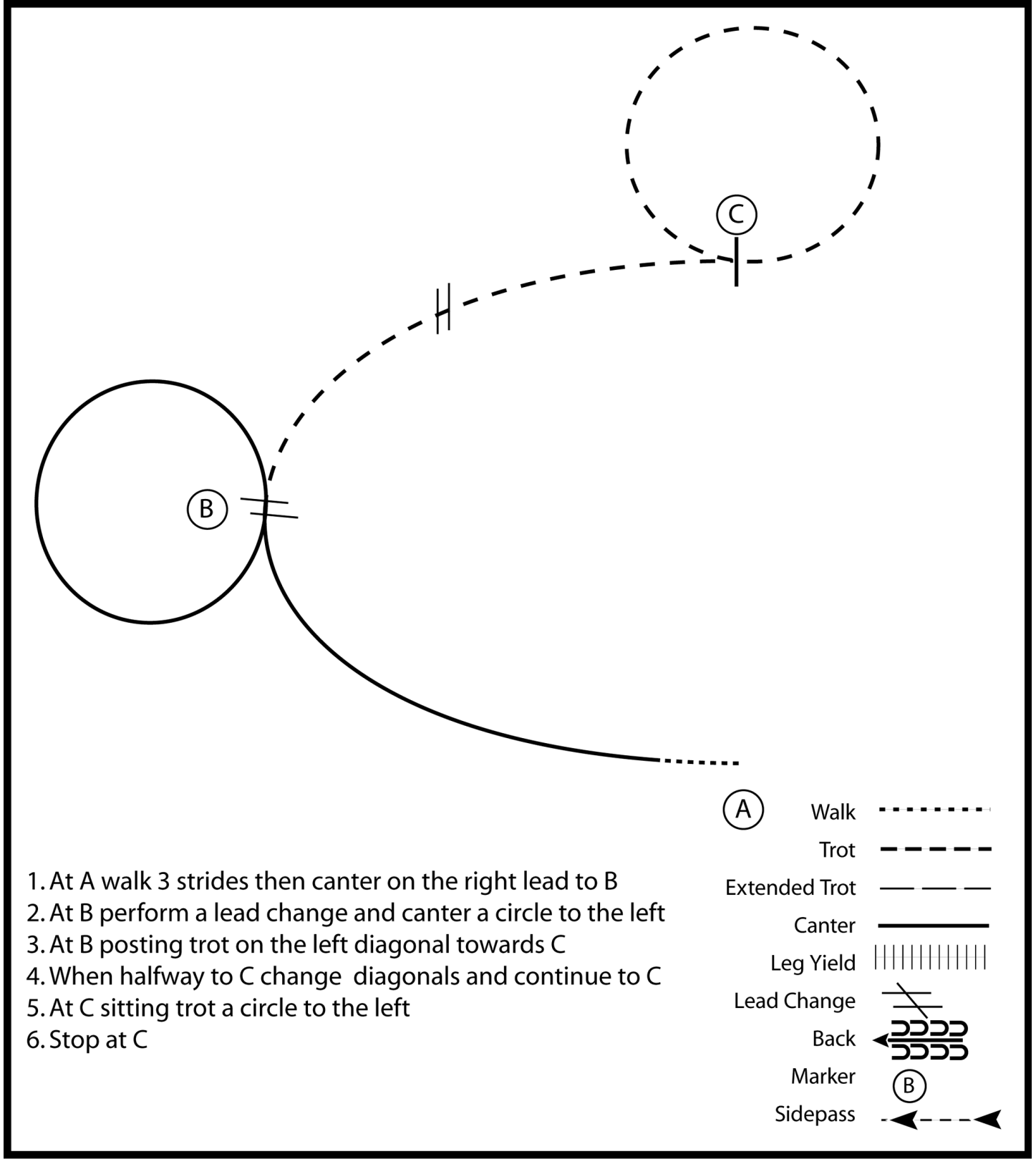
SWQHA January show

EQUITATION Youth & Amateur

Show Date: January 18-19, 2025

w w w . H o r s e S h o w P a t t e r n s . c o m

w w w . H o r s e S h o w P a t t e r n s . c o m



1. At A walk 3 strides then canter on the right lead to B
2. At B perform a lead change and canter a circle to the left
3. At B posting trot on the left diagonal towards C
4. When halfway to C change diagonals and continue to C
5. At C sitting trot a circle to the left
6. Stop at C

(A)	Walk
	Trot	-----
	Extended Trot	-----
	Canter	—————
	Leg Yield	
	Lead Change	↘
	Back	←←←←
	Marker	(B)
	Sidepass	←-----→

[HSE/3-15]

Pattern Provided by:
BALL & HUFNAGEL

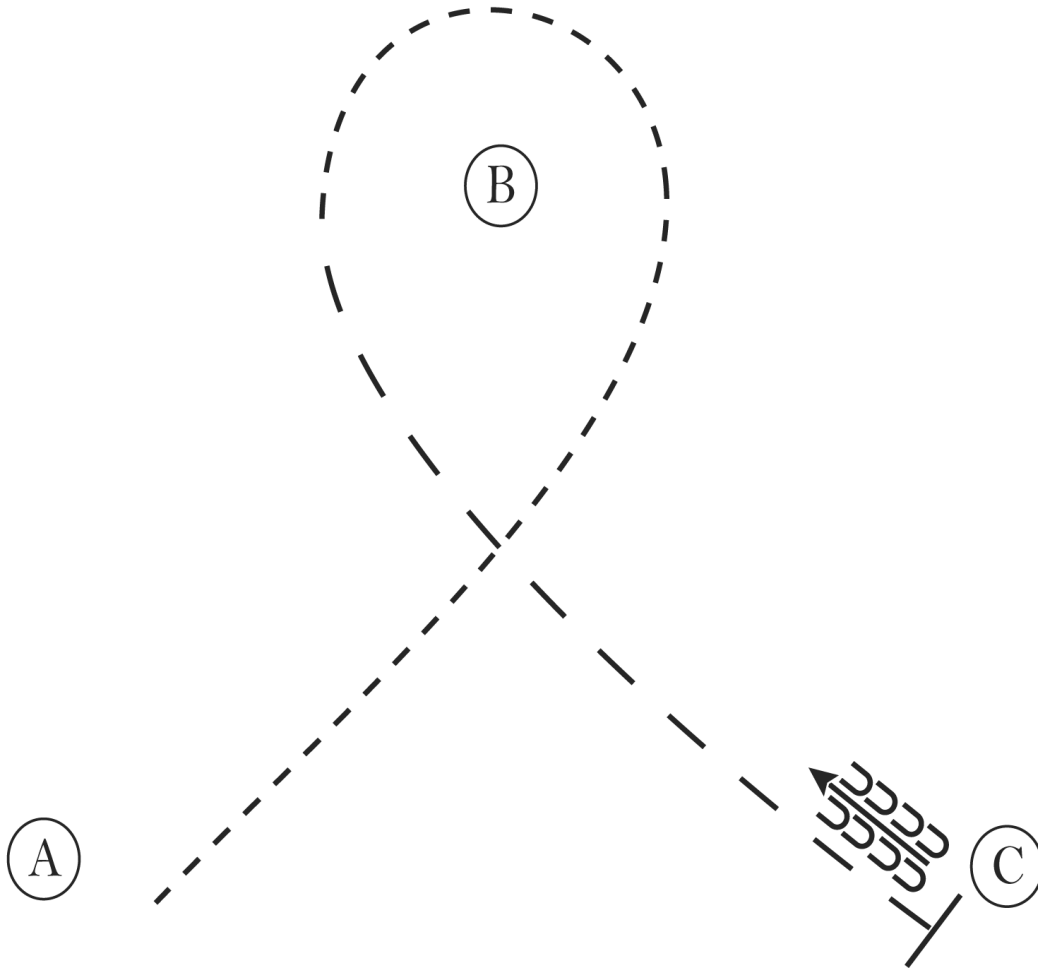
SWQHA January show

HORSEMANSHIP ALL BREED W/T, LEVEL W/T

Show Date: January 18-19, 2025

w w w . H o r s e S h o w P a t t e r n s . c o m

w w w . H o r s e S h o w P a t t e r n s . c o m



1. Jog A to B
2. Jog around B
3. Extend the jog at B to C.
4. At C stop and back 4 steps

Walk
Jog	-----
Extended Jog	-----
Lope	—————
Leg Yield	
Lead Change	↘
Back	←←←←
Marker	⊙
Sidepass	←←←←

[WH/WT-9]

Pattern Provided by:
BALL & HUFNAGEL

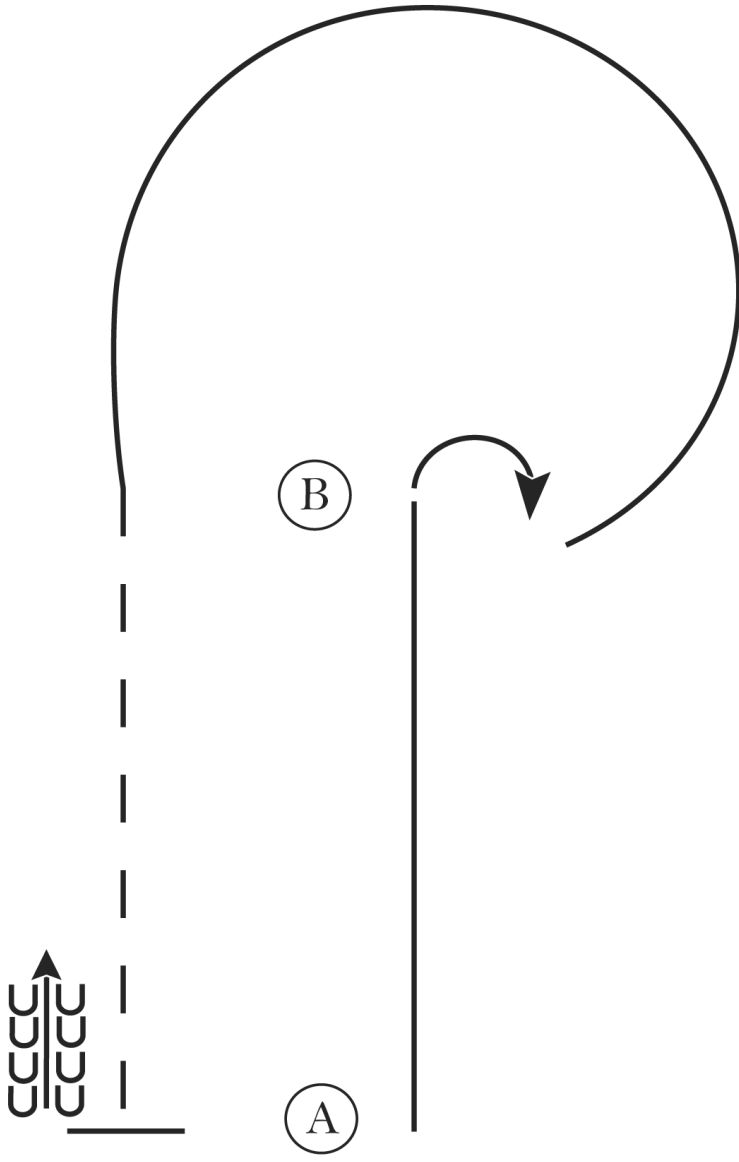
SWQHA January show

HORSEMANSHIP ALL BREED Open, Non Pro, LEVEL 1

Show Date: January 18-19, 2025

www.HorseShowPatterns.com

www.HorseShowPatterns.com



1. Lope on the right lead A to B.
2. At B perform a 90 degree turn to the right.
3. Lope a circle to B on the left lead.
4. At B extend the jog to A.
5. At A stop and Back 4 steps.

Walk
Jog	-----
Extended Jog	-----
Lope	—————
Leg Yield	
Lead Change	—/—
Back	←←←←
Marker	Ⓚ
Sidepass	←←←←

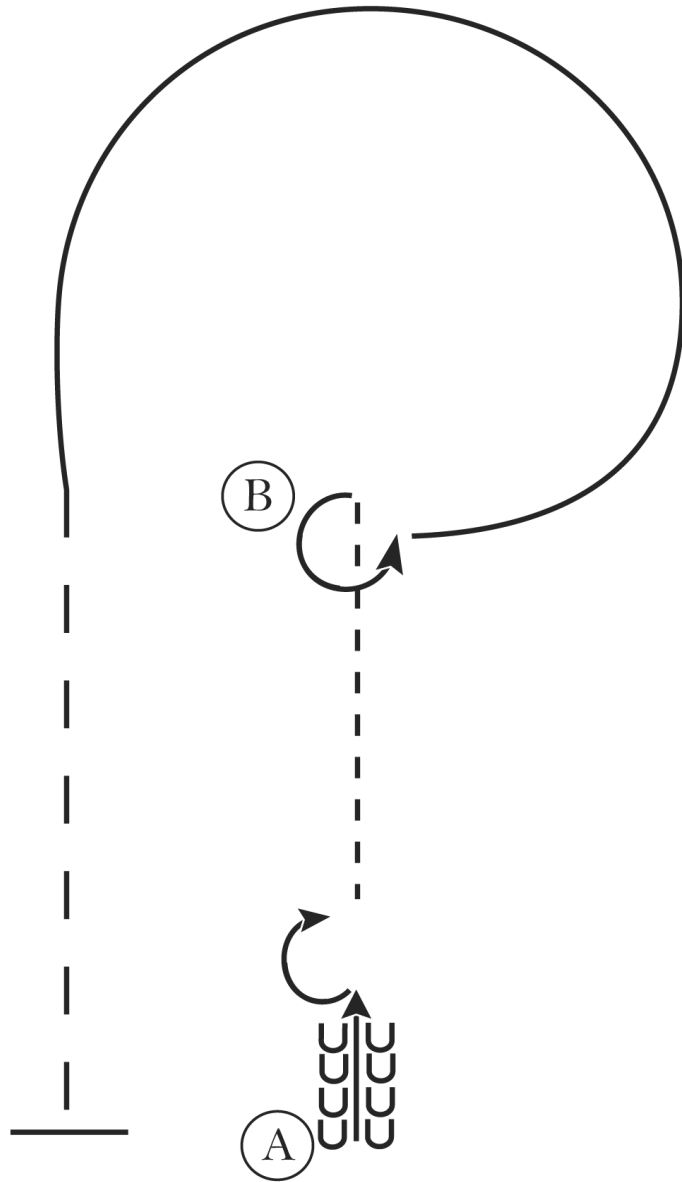
[WH/2-7]

Pattern Provided by:
BALL & HUFNAGEL

SWQHA January show

HORSEMANSHIP Youth & Amateur

Show Date: January 18-19, 2025



1. Back 4 steps at A.
2. Perform a 180 degree turn to the right.
3. Jog to B.
4. At B perform a 270 degree turn to the left .
5. Lope a circle around B on the left lead.
6. At B extend the jog to A.
7. At A stop.

Walk
Jog	-----
Extended Jog	-----
Lope	—————
Leg Yield	
Lead Change	↘
Back	←←←←← →→→→→
Marker	Ⓚ
Sidepass	←-----←

[WH/2-8]

Pattern Provided by:
BALL & HUFNAGEL

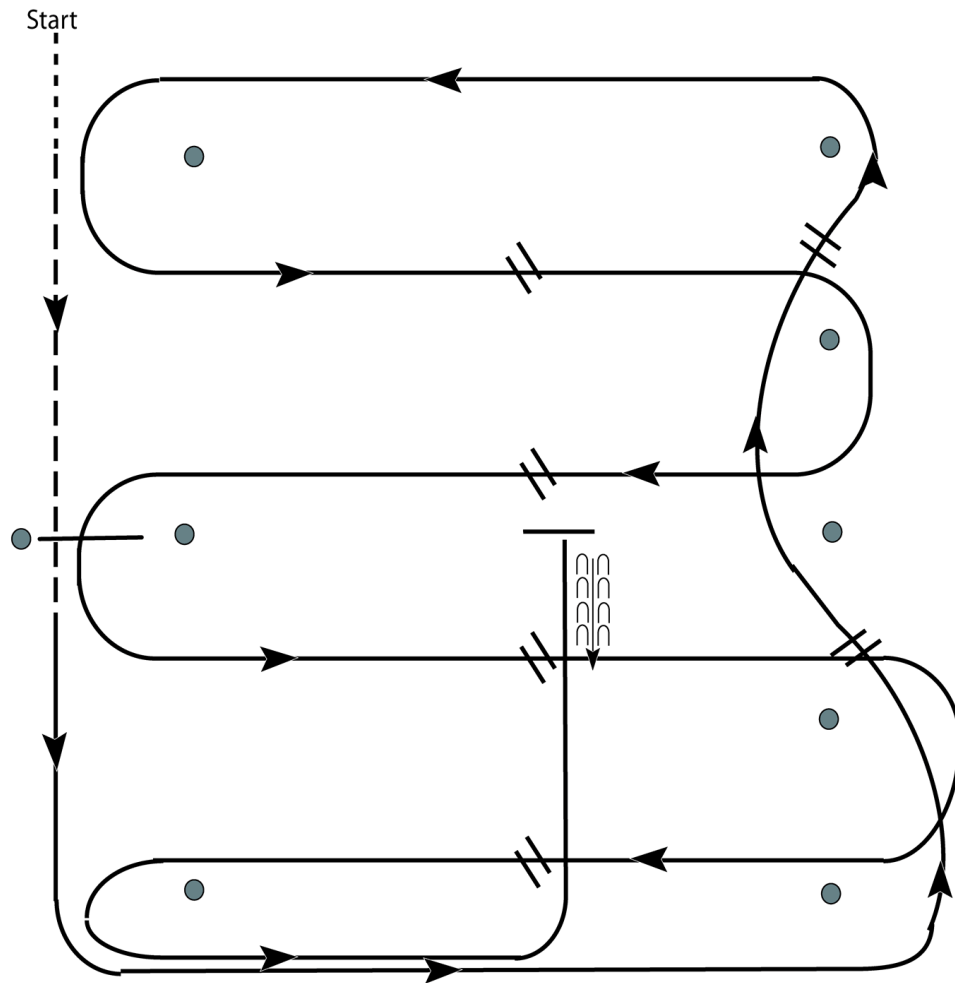
www.HorseShowPatterns.com

www.HorseShowPatterns.com

SWQHA January show

LEVEL 1

Show Date: January 18-19, 2025



1. Walk at least 15' & jog over log.
2. Transition to left lead and lope around end.
3. First line change.
4. Second line change. Lope around end of arena
5. First crossing change.
6. Second crossing change.
7. Lope over log.
8. Third crossing change.
9. Fourth crossing change.
10. Lope up the center, stop and back.

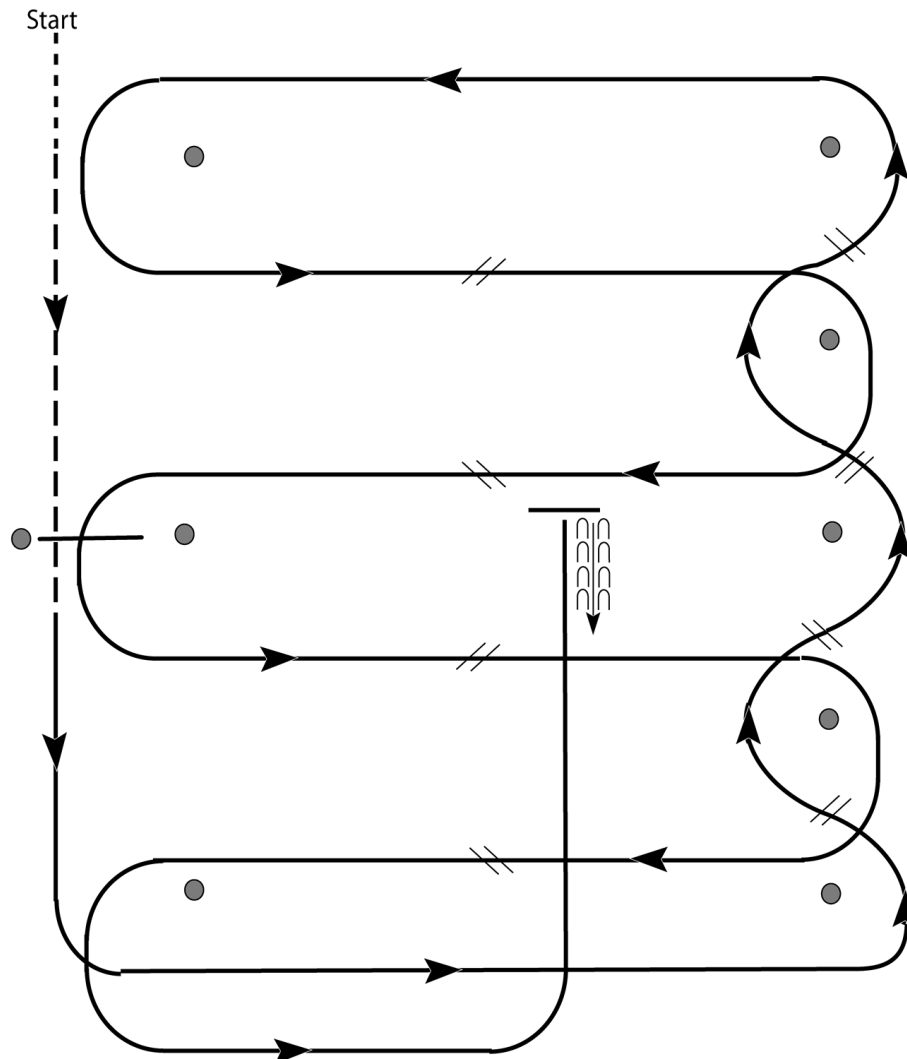
[WR/GP-1]

Pattern Provided by:
BALL & HUFNAGEL

SWQHA January show

WESTERN RIDING Open, Youth , Amateur

Show Date: January 18-19, 2025



1. Walk and jog over log.
2. Transition to lope and lope around end.
3. First line change.
4. Second line change.
5. Third line change.
6. Fourth line change and lope around the end of the arena.
7. First crossing change.
8. Second crossing change.
9. Lope over log.
10. Third crossing change.
11. Fourth crossing change.
12. Lope up the center, stop and back.

[WR/OP-1]

Pattern Provided by:
BALL & HUFNAGEL

w w w . H o r s e S h o w P a t t e r n s . c o m

w w w . H o r s e S h o w P a t t e r n s . c o m