


EQUITATION


All



1. Execute a forehand turn to the right
2. Trot on the right diagonal to the center of the pattern
3. Canter on the left lead to C and around B to the center of the pattern
4. Perform a lead change and continue around D
5. Trot on the left diagonal to C
6. Stop, back 1 horse length...exit at a trot

Walk/Trot

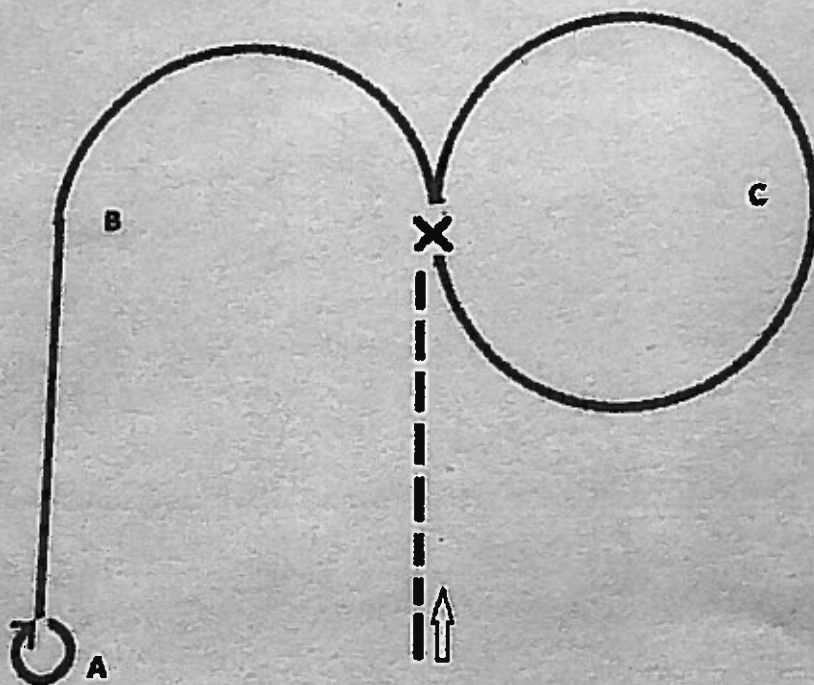
EQUITATION



1. Begin at Marker A and walk 1 horse length.
2. Start a posting trot on the right diagonal to and around D to the center of the arena and change diagonals.
3. Continue around marker B to Marker C.
4. Stop and back 1 horse length... exit at a trot.

Horsemanship


A11



1. Pivot 360° right and lope right lead down the line and ¼ circle
2. Perform a simple change of leads and lope a circle to the left
3. Close circle and break to an extended trot until even with A
4. Stop, back 1 horse length ...exit at a jog

..

Walk/Trot Horsemanship



1. Begin at Marker A and walk 1 horse length
2. Jog to and around marker B
3. $\frac{1}{2}$ way between Markers B and C extend the jog to Marker C
4. Stop and back 1 horse length.....thank you