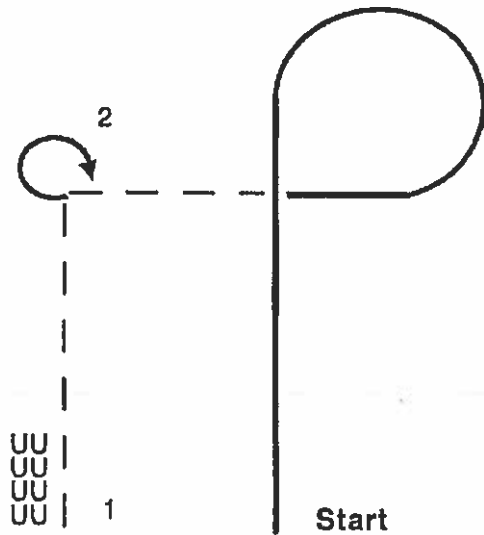
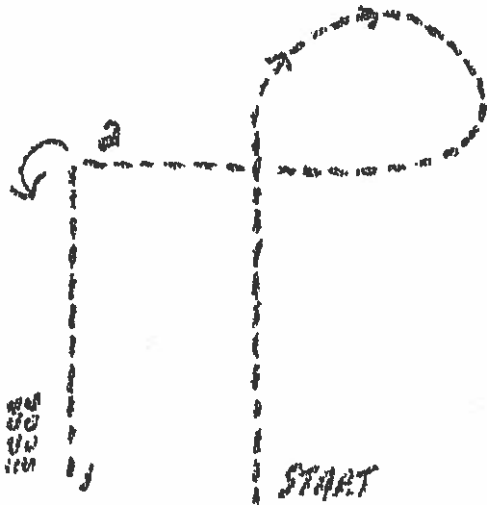


Level 1 Amateur Level 1 Youth EQUITATION



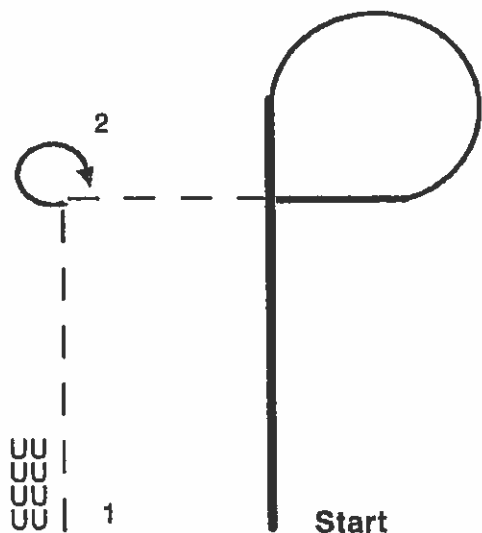
1. Canter on right lead as drawn
2. Posting trot on left diagonal then stop at cone 2
3. 3/4 turn on the forehand to the right
4. Posting trot on right diagonal to cone 1
5. Stop and back

WALK TROT EQUITATION



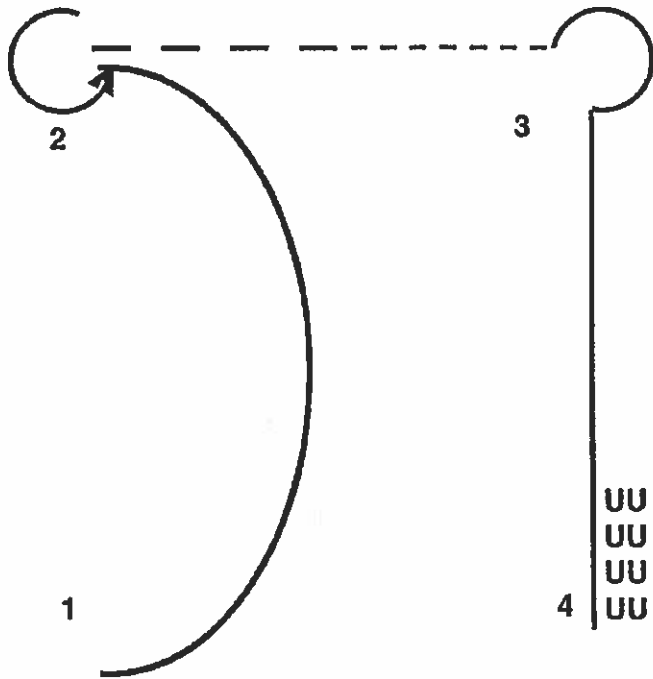
1. Posting trot left diagonal as drawn to 2.
2. 1/4 turn on the forehand left.
3. Sit trot to 1.
4. Stop and back.

Amateur + Youth EQUITATION



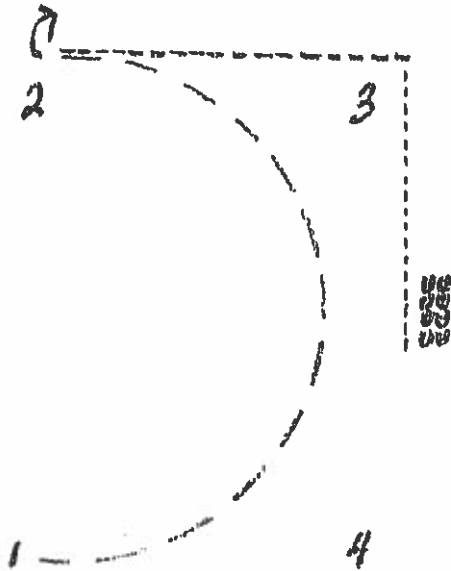
1. Hand gallop on right lead from cone 1 until even with cone 2
2. Slow to canter at cone 2 and complete circle
3. Sitting trot to cone 2 and stop
4. 3/4 turn on the forehand to the right
5. Posting trot on the left diagonal to cone 1
6. Stop and back

Level 1 Amateur Level 1 Youth HORSEMANSHIP



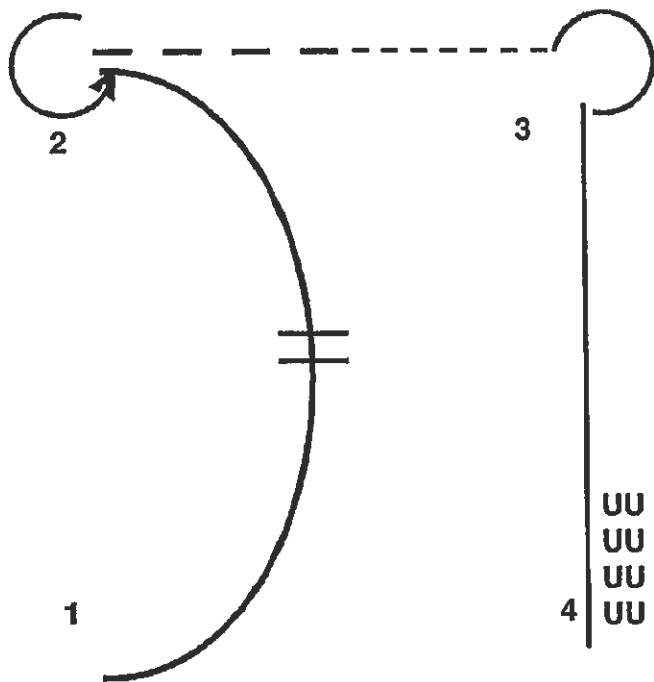
1. At cone 1, lope left lead to arc to cone 2
2. Turn $1\frac{1}{2}$ turns to the left
3. Extend the jog half way to cone 3 then jog and stop
4. Turn $1\frac{1}{4}$ to the right, then right lead lope to cone 4.
5. Stop and back

WALK TROT HORSEMANSHIP



1. Extend jog arc to 2.
2. 1/2 turn to right
3. Jog to 3, break to a walk
4. Walk half way to 4.
Stop and back.

A amateur + youth HORSEMANSHIP



1. At cone 1, lope right lead for 1/2 arc then change leads and finish arc at cone 2
2. Turn 1 1/2 turns to the left
3. Extend the jog half way to cone 3 then jog and stop
4. Turn 1 1/4 to the right, then right lead lope to cone 4
5. Stop and back